

If the volume level is too high, the sound may be affected by distortion or clipping.
The solution may differ depending on the situation.
Please follow the instructions below that match your situation.

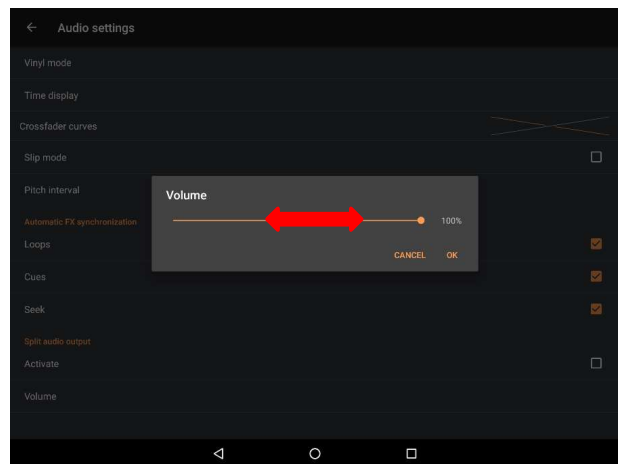
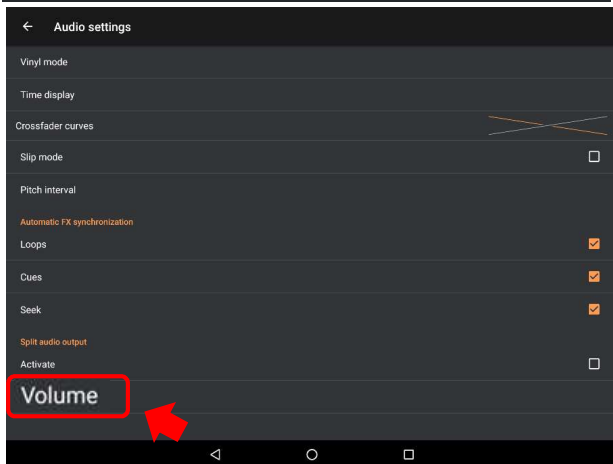
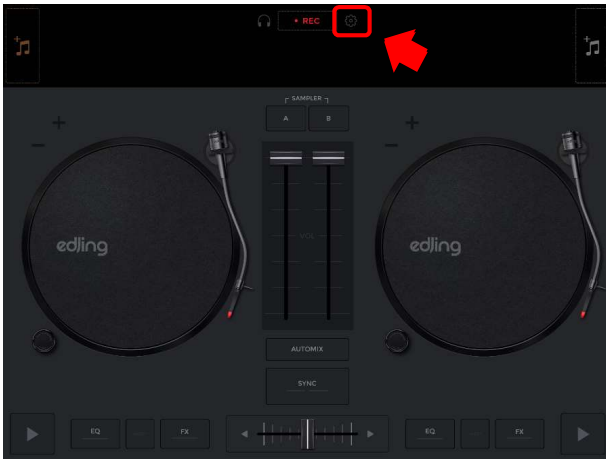
■ When a sound clipping occurs in all tracks when using a smartphone

The volume level input to the speaker may be too high.

Lower the volume level of the smartphone and increase the volume of the speaker.

If the sound level of the headphones decreases in this case, increase the volume of the headphones at the settings in your app.

Tap Gear icon > [Audio settings] > [Volume] on the top of the screen, and move the slider in [Volume] to adjust the volume.



■ When a sound clipping occurs in a specific track when using a smartphone

Since the volume level of the track is high, a sound clipping may occur.

Adjust the volume small enough that you can't feel clipping.

Tap [EQ] on the screen and move the slider in [GAIN] to adjust the volume small enough that you can't feel clipping.

